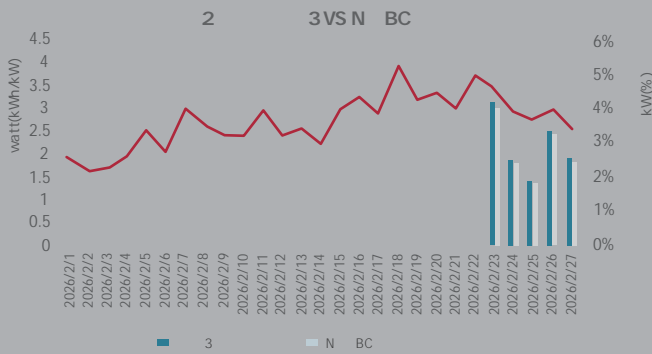




3 N BC

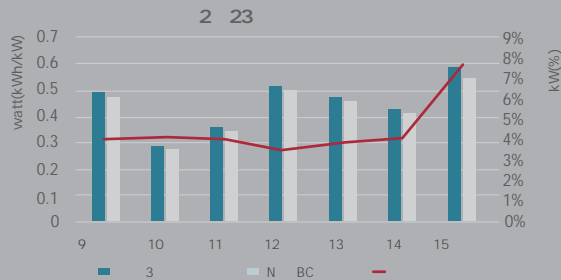
3.58%

3



1.	3	650W 8	N BC
2	0°		
3			MPPT
4	2026 2 1	2026 2 27	
5	2026 2 23		2 20 27
6		Wh/W	Wh/W
6	4		

	3	N BC
W	650	650
mm)	2382X1134	2382X1134
kW)	5.2	5.2




N BC 7.70%

0°

3

BC

3



1

3 TOPCon

N BC

3

3

3