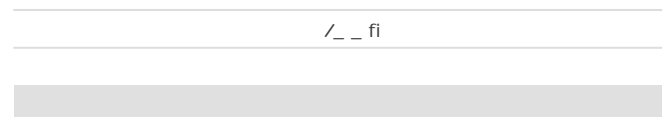


# TOPCon N BC

8.82%


TÜV  
N TOPCon 2024 10  
2024 12  
N BC  
**9.84%**



1. 2024 10 2024 12  
10 15 10 29 15  
9.13%

2024 10 1 12 31  
TOPCon  
294.2kWh/kW N BC 270.2  
kWh/kW TOPCon  
**8.82%**

2. TOPCon 80%



TOPCon

3. 2km  
TOPCon

1000W/m<sup>2</sup> N  
TOPCon 8.05%  
1000W/m<sup>2</sup> TOPCon 174.04kWh  
N BC 8.10%

N TOPCon  
XBC

XBC

TOPCon

TOPCon XBC

TOPCon

PR


w TOPC

e

BC

PR

TOPCon



32° 3' 57" 130° 19' 53"

BC 32°  
N TOPCon N  
2 1.2  
SAT  
CR1000X

TOPCon VS N型BC 单瓦发电量对比

